
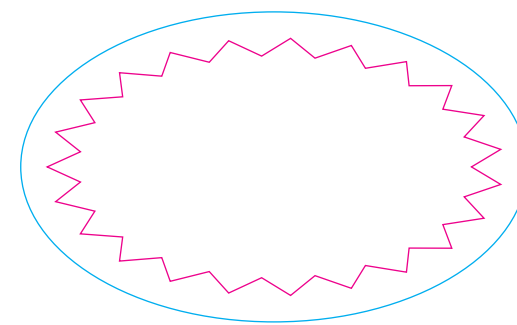


# Starburst and Rosettes


55mm x 55mm




60mm x 34mm




38mm x 38mm



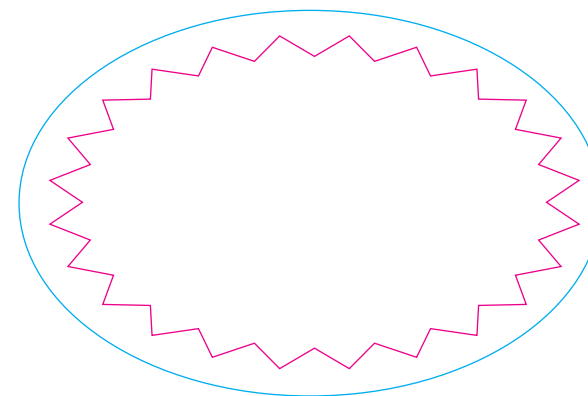
44mm x 43mm




25mm x 25mm



70mm x 44mm



54mm x 52mm



This template will assist you in designing and ordering your stickers.  
This PDF can be opened in your choice of design program.  
When using the guides in this template, please do not delete the guides.

We accept Adobe Illustrator files and PDF files.

It is easiest for you to send your design in the template provided, as it will be more efficient to check the design and ensure a faster turnaround. Outline all text, and group your artwork, so we can readily verify the sizing, dieline and bleeds.

When sending a PDF file please print to a press quality PDF to ensure we receive the smallest file size and there are no missing components. Do not 'save as' PDF.  
It is important to print to press quality PDF.

Please make sure to set your file as CMYK and ensure all fonts are outlined and images are embedded as this is standard for Print Production. If your artwork includes an image please make sure that it is of high quality, set to 300dpi, adjusted to the correct dimensions to suit the template. Image sizes should be adjusted in Photoshop.

Cyan line is bleed size.  
Magenta line is finished size.